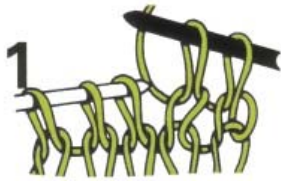




## Casting Off Knitting

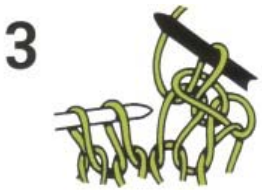
Once you have mastered [casting on](#), how to [knit](#) and [purl](#) it is time to learn the method of casting off knitting.



1 Knit two stitches.



2 Pick up the first stitch on the right hand needle with the tip of your left hand needle.




3 Lift the first stitch over the second stitch on the right hand needle and let it drop off the needle.

Repeat step two and three until you have knitted the last stitch on the left hand needle (you should now have two stitches remaining on the right hand needle).



4 Lift the first stitch over the second stitch on the right hand needle and let it drop off the needle as you did in step three, you should now have only one stitch on the right hand needle.



5 Break the yarn a few inches away from the end of your knitting and pull it through the last stitch. Slip the stitch of the needle and pull the end tight.